






# Election Night Cheat Sheet




























November 3, 2020

**How to use this chart:**

This cheat sheet is designed to help navigate election night. The states are listed in order of poll closing time.

Counting absentee votes can take longer than processing Election Day returns. We included some factors that can help show how quick or lengthy it will take for each state to be called:

- **When were the races called in 2016, and how much of the vote still had to be counted the Wednesday after election night?** In the past, the number of votes that must be counted after Election Day varies by state. While 2020 presents a whole host of new challenges, states with a high percentage of outstanding votes in 2016 are likely to be similar in 2020.
- **Is there no excuse absentee?** States where there is no excuse needed to vote absentee will probably see more absentee voters.
- **Is there early voting and when does it start?** States with lengthy early voting should have more ballots processed by election night. (This does not always apply in states with in-person absentee voting)
- **Can ballots be received past Election Day?** Many states allow ballots to be received in the mail past Election Day. In very close races, this may delay calls.
- **Can absentee ballots be processed  or counted  before Election Day?** States that can process and count absentee votes prior to Election Day should have more votes counted by the time polls close.
- Finally we note states that mail ballots to every voters , states that can't start counting ab ballots until after Election Day  and what votes states hope to have reported first 

STATE	RACES TO WATCH	POLLS CLOSE  '16 AP CALL	VOTE % COUNTED AFTER '16 E NIGHT	NO EXCUSE AB?  <i>(COVID not valid)</i>	EARLY VOTE START DATE	PROCESSED  COUNTED  BEFORE OR ON E DAY	BALLOTS PAST E DAY?	NOTES ON COUNTING
Ind.	<b>EC:</b> Likely R <b>IN-05:</b> Toss Up	6/7 PM <i>Most of state at 6</i>  7 PM	1.54%	✗ <i>(COVID not valid)</i>	Oct 6 <i>(in-person absentee)</i>	 Sep 19  E Day	✗	
Ky.	<b>SEN:</b> Likely R <b>KY-06:</b> Likely R	6/7 PM <i>Most of state at 6</i>  7 PM	0.04%	✗ <i>(COVID valid)</i>	Oct 13	 Oct 1  E Day	✓ <i>(Nov 6)</i>	
Ga.	<b>EC:</b> Toss Up <b>SEN1:</b> Toss Up <b>SEN2:</b> Toss Up <b>GA-06:</b> Likely D <b>GA-07:</b> Lean D	7 PM  11:33 PM	2.83%	✓	Oct 12	 Sep 15  7 AM on E Day	✗	
S.C.	<b>EC:</b> Likely R <b>SEN:</b> Toss Up <b>SC-01:</b> Lean D	7 PM  8:09 PM	0.88%	✓	Oct 5 <i>(in-person absentee)</i>	 Nov 1  7 AM on E Day	✗	
Vt.		7 PM  7 PM	7.55%	✓	Sep 21 <i>(in-person absentee)</i>	 Nov 2  Nov 2	✗	 Every voter mailed a ballot.
Va.	<b>EC:</b> Likely D <b>VA-2:</b> Lean D <b>VA-05:</b> Toss Up <b>VA-07:</b> Lean D	7 PM  10:40 PM	3.46%	✓	Sep 18	 Sep 18  E Day	✓ <i>(Nov 6)</i>	 In most counties, E Day in-person votes should be reported first. <a href="#">(Source)</a>
Fla.	<b>EC:</b> Toss Up <b>FL-15:</b> Lean R <b>FL-16:</b> Likely R <b>FL-18:</b> Likely R <b>FL-26:</b> Lean D <b>FL-27:</b> Likely D	7/8 PM <i>Most of state at 7</i>  10:50 PM	1.22%	✓	Oct 24	 Sep 24 	✗	 AB and early votes will be reported first. <a href="#">(Source)</a>

N.C.	<b>EC:</b> Toss Up <b>SEN:</b> Toss Up <b>GOV:</b> Lean D <b>NC-02:</b> Likely D <b>NC-06:</b> Likely D <b>NC-08:</b> Lean R <b>NC-09:</b> Lean R <b>NC-11:</b> Lean R	7:30 PM 🕒 11:11 PM	2.36%	✓	Oct 15	🗳️ Sep 29 🗳️	✓ (Nov 12)	🕒 AB and early votes will be reported first. <a href="#">(Source)</a>
Ohio	<b>EC:</b> Toss Up <b>OH-01:</b> Toss Up <b>OH-10:</b> Likely R <b>OH-12:</b> Likely R	7:30 PM 🕒 10:36 PM	3.81%	✓	Oct 6	🗳️ Oct 6 🗳️	✓ (Nov 13)	🕒 AB and early votes should show up in the count immediately. <a href="#">(Source)</a>
W. Va.		7:30 PM 🕒 7:30 PM	1.81%	✗ (COVID valid)	Oct 21	🗳️ E Day 🗳️ E Day	✓ (Nov 9)	
Ala.	<b>SEN:</b> Lean R	8 PM 🕒 8:26 PM	2.13%	✗ (COVID valid)	Sep 9 <i>(in-person absentee)</i>	🗳️ E Day 🗳️ E Day	✗	
Conn.		8 PM 🕒 9:26 PM	7.06%	✗ (COVID valid)		🗳️ Oct 20 🗳️	✗	
Del.		8 PM 🕒 8 PM	0.51%	✓		🗳️ Oct 30 🗳️ Oct 30	✗	
D.C.		8 PM 🕒 8 PM	9.96%	✓	Oct 27	🗳️ 🗳️	✓ (Nov 13)	📧 Every voter mailed a ballot (new this year)
Ill.	<b>IL-13:</b> Toss Up <b>IL-14:</b> Likely D <b>IL-17:</b> Lean D	8 PM 🕒 8:58 PM	3.95%	✓	Sep 24	🗳️ Upon receipt 🗳️ After polls close	✓ (Nov 17)	🕒 AB and early votes will be reported first.
Maine	<b>EC:</b> Likely D <b>EC ME2:</b> Toss Up <b>SEN:</b> Toss Up <b>ME-02:</b> Likely D	8 PM 🕒 1:56 AM	1.51%	✓	Oct 5 <i>(in-person absentee)</i>	🗳️ Oct 27 🗳️ E Day	✗	🗳️ Ranked choice voting could delay results.
Md.		8 PM 🕒 8 PM	11.03%	✓	Oct 26	🗳️ 🗳️ Oct 1	✓ (Nov 13)	
Mass.		8 PM 🕒 8 PM	2.81%	✓	Oct 17	🗳️ Upon receipt 🗳️	✓ (Nov 6)	
Miss.	<b>SEN:</b> Likely R	8 PM 🕒 8:51 PM	4.00%	✗ (COVID not valid)		🗳️ E Day 🗳️ E Day	✓ (Nov 10)	🕒 AB are usually combined and reported together. <a href="#">(Source)</a>
Mo.	<b>EC:</b> Likely R <b>GOV:</b> Lean R <b>MO-02:</b> Toss Up	8 PM 🕒 10:25 PM	1.88%	✗ (COVID not valid)		🗳️ Oct 29 🗳️	✗	
N.J.	<b>NJ-02:</b> Toss Up <b>NJ-03:</b> Likely D <b>NJ-07:</b> Lean D	8 PM 🕒 8 PM	7.53%	✓	Sep 29 <i>(in-person absentee)</i>	🗳️ Upon receipt 🗳️ Oct 24	✓ (Nov 10)	📧 Every voter mailed a ballot (new this year)
Okla.	<b>OK-05:</b> Toss Up	8 PM 🕒 8 PM	0.13%	✓	Oct 29	🗳️ Oct 29 🗳️	✗	🕒 Early votes should be reported first. <a href="#">(Source)</a>
N.H.	<b>EC:</b> Lean D <b>GOV:</b> Likely R <b>NH-01:</b> Likely D	8 PM 🕒 Nov. 14	1.97%	✓ (COVID valid)		🗳️ Oct 29 🗳️ After polls close	✗	
Pa.	<b>EC:</b> Lean D <b>PA-01:</b> Lean R <b>PA-07:</b> Likely D <b>PA-08:</b> Lean D <b>PA-10:</b> Toss Up <b>PA-16:</b> Likely R <b>PA-17:</b> Likely D	8 PM 🕒 1:35 AM	3.19%	✓	Sep 14 <i>(in-person absentee)</i>	🗳️ E Day 🗳️ E Day	✓ (Nov 6)	🕒 Secretary of the Commonwealth is asking counties to report mail votes routinely instead of all at once. <a href="#">(Source)</a>
R.I.		8 PM 🕒 8:39 PM	11.45%	✓	Oct 14	🗳️ 🗳️		

Tenn.		8 PM 🕒 8:13 PM	0.93%	✗ (COVID not valid)	Oct 14	🗳️ 🗳️		
Mich	<b>EC:</b> Lean D <b>SEN:</b> Lean D <b>MI-03:</b> Toss Up <b>MI-06:</b> Lean R <b>MI-08:</b> Lean D <b>MI-11:</b> Lean D	8/9 PM <i>Most of state at 8</i>	0.73%	✓	Sep 24 <i>(in-person absentee)</i>	🗳️ Nov 2 🗳️ Nov 3	✗	
Kan.	<b>EC:</b> Likely R <b>SEN:</b> Lean R <b>KS-02:</b> Likely R	8/9 PM <i>Most of state at 8</i> 🕒 9 PM	4.21%	✓	Oct 14	🗳️ Oct 14 🗳️	✓ (Nov 6)	🗳️ All early voting and tabulated mail ballots should be reported first. <a href="#">(Source)</a>
S.D.		8/9 PM <i>Most of state at 8</i> 🕒 9 PM	0.02%	✓	Sep 18 <i>(in-person absentee)</i>	🗳️ 🗳️		
Texas	<b>EC:</b> Toss Up <b>SEN:</b> Lean R <b>TX-02:</b> Likely R <b>TX-03:</b> Lean R <b>TX-06:</b> Likely R <b>TX-07:</b> Likely D <b>TX-10:</b> Toss Up <b>TX-21:</b> Toss Up <b>TX-22:</b> Toss Up <b>TX-23:</b> Lean D <b>TX-24:</b> Lean D <b>TX-25:</b> Likely R <b>TX-31:</b> Lean R <b>TX-32:</b> Likely D	8/9 PM <i>Most of state at 8</i> 🕒 9 PM	1.01%	✗ (COVID not valid)	Oct 13	🗳️ Oct 6 🗳️ Jurisdictions with >100k people can begin Oct 30	✓ (Nov 4)	
Ark.	<b>AR-02:</b> Toss Up	8:30 PM 🕒 9:08 PM	0.80%	✗ (COVID valid)	Oct 19	🗳️ Oct 15 🗳️ E Day	✗	🗳️ Early votes should be reported first. <a href="#">(Source)</a>
Ariz.	<b>EC:</b> Lean D <b>SEN:</b> Lean D <b>AZ-01:</b> Lean D <b>AZ-06:</b> Toss Up	9 PM 🕒 Nov. 10	24.75%	✓	Oct 7	🗳️ Oct 7 🗳️ Oct 20	✗	🗳️ AB and early votes should be reported first. <a href="#">(Source)</a>
Minn.	<b>EC:</b> Lean D <b>MN-01:</b> Toss Up <b>MN-02:</b> Likely D <b>MN-07:</b> Toss Up	9 PM 🕒 11:09 AM	1.14%	✓	Sep 18	🗳️ Sep 18 🗳️ After polls close	✓ (Nov 10)	🗳️ Will publish number of outstanding mail ballots.
Colo.	<b>EC:</b> Likely D <b>SEN:</b> Lean D <b>CO-03:</b> Lean R	9 PM 🕒 10:43 PM	13.63%	✓	Oct 19	🗳️ Oct 9 🗳️ Oct 19	✗	🗳️ Every voter mailed a ballot.
La.		8 PM 🕒 9:28 PM	0.06%	✗ (COVID not valid)	Oct 16	🗳️ 🗳️	✗	
Neb.	<b>EC NE2:</b> Lean D <b>NE-02:</b> Toss Up	9 PM 🕒 9 PM	4.57%	✓	Oct 5	🗳️ Sep 28 🗳️ Sep 2	✗	
N.M.	<b>NM-02:</b> Toss Up	9 PM 🕒 10:21 PM	1.19%	✓	Oct 6	🗳️ Oct 20 🗳️	✗	🗳️ AB and early votes should be reported first. <a href="#">(Source)</a>
N.Y.	<b>NY-01:</b> Lean R <b>NY-02:</b> Toss Up <b>NY-11:</b> Toss Up <b>NY-19:</b> Likely D <b>NY-22:</b> Toss Up <b>NY-24:</b> Toss Up	9 PM 🕒 9 PM	8.79%	✗ (COVID valid)	Oct 24	🗳️ Upon receipt 🗳️ After polls close	✓ (Nov 10)	🗳️ Will not begin to count AB until Nov. 6
N.D.		9 PM 🕒 9 PM	2.5%	✓	Oct 19	🗳️ 🗳️	✓ (Nov 9)	

Wis.	<b>EC:</b> Lean D <b>WI-03:</b> Lean D	9 PM 🕒 2:29 AM	1.06%	✓	Oct 20 <i>(in-person absentee)</i>	🗳️ E Day 🗳️ E Day	✗	
Wyo.		9 PM 🕒 9 PM	0.32%					
Iowa	<b>EC:</b> Toss Up <b>SEN:</b> Toss Up <b>IA-01:</b> Toss Up <b>IA-02:</b> Toss Up <b>IA-03:</b> Likely D	10 PM 🕒 12:02 AM	1.48%	✓	Oct 5 <i>(in-person absentee)</i>	🗳️ Oct 31 🗳️ Nov 2	✓ (Nov 9)	🕒 AB will likely reported first. <a href="#">(Source)</a>
Mont.	<b>EC:</b> Likely R <b>SEN:</b> Toss Up <b>GOV:</b> Toss Up <b>MT-AL:</b> Lean R	10 PM 🕒 10:00 PM	3.49%	✓	Oct 5 <i>(in-person absentee)</i>	🗳️ Oct 9 🗳️ Nov 2	✗	🕒 AB and early votes should be reported first. <a href="#">(Source)</a>
Nev.	<b>EC:</b> Lean D <b>NV-03:</b> Lean D <b>NV-04:</b> Likely D	10 PM 🕒 12:20 AM	0.21%	✓	Oct 17	🗳️ Upon receipt 🗳️ Oct 20	✓ (Nov 10)	📧 Every voter mailed a ballot (new this year)
Utah	<b>EC:</b> Likely R <b>UT-04:</b> Toss Up	10 PM 🕒 11:52 PM	29.94%	✓	Oct 20	🗳️ Upon receipt 🗳️	✓ (Nov 10-17)	📧 Every voter mailed a ballot
Ore.	<b>OR-04:</b> Lean D	10/11 PM <i>Most of state at 11</i> 🕒 11:05 PM	9.63%	✓		🗳️ Oct 27 🗳️ Oct 27		📧 Every voter mailed a ballot
Idaho		10/11 PM <i>Most of state at 11</i> 🕒 11 PM	0.32%					
Calif.	<b>CA-04:</b> Likely R <b>CA-10:</b> Likely D <b>CA-21:</b> Toss Up <b>CA-22:</b> Likely R <b>CA-25:</b> Toss Up <b>CA-39:</b> Likely D <b>CA-48:</b> Lean D <b>CA-50:</b> Lean R	11 PM 🕒 11 PM	37.30%	✓	Oct 5	🗳️ Oct 5 🗳️ Oct 5	✓ (Nov 20)	📧 Every voter mailed a ballot
Wash.	<b>WA-03:</b> Lean R <b>WA-08:</b> Likely D	11 PM 🕒 11:28 PM	34.54%	✓	Oct 16	🗳️ Sep 18 🗳️ After polls close	✓ (Nov 6)	📧 Every voter mailed a ballot
Hawaii		12 AM 🕒 12 AM	0.03%					
Alaska	<b>EC:</b> Likely R <b>SEN:</b> Lean R <b>AK-AL:</b> Lean R	12/1 AM <i>Most of state at 12</i> 🕒 11:58 AM	22.60%	✓	Oct 19	🗳️ Oct 27 🗳️ E Day	✓ (Nov 13)	📧 Will not begin to count AB until about a week after the election.

**Sources:**

- [When To Expect Election Results In Every State](#), FiveThirtyEight
- [How Long Will Vote Counting Take? Estimates and Deadlines in All 50 States](#), The New York Times
- [Calling the presidential race state by state](#), AP
- [Charles Stewart tweet](#), MIT
- [Absentee and Mail Voting Policies in Effect for the 2020 Election](#), NCSL